

# FLUID SOLAR

## 4" high efficiency submersible solar pumps

 Clean water  
(Maximum sand content 150 g/m<sup>3</sup>)

 Domestic use

 Agricultural use



### PERFORMANCE RANGE

- Flow rate up to **180 l/min** (10.8 m<sup>3</sup>/h)
- Head up to **180 m**

### APPLICATION LIMITS

- Maximum liquid temperature **+35 °C**
- Maximum sand content **150 g/m<sup>3</sup>**
- Maximum immersion depth of **40 m** with a sufficiently long power cable
- Installation:
  - vertical
  - horizontal

### CONSTRUCTION AND SAFETY STANDARDS

EN 60335-1  
IEC 60335-1  
CEI 61-150

EN 60034-1  
IEC 60034-1  
CEI 2-3



EU REGULATION N. 547/2012

### CERTIFICATIONS

Company with management system certified DNV  
ISO 9001: QUALITY



### TECHNICAL CHARACTERISTICS

- 4" multi-stage submersible solar pumps
- High performance motor with permanent magnets
- High efficiency photovoltaic panels  
**PANASONIC** mod. VBHN240SJ25
- Electronic control incorporated in the motor

### INSTALLATION AND USE

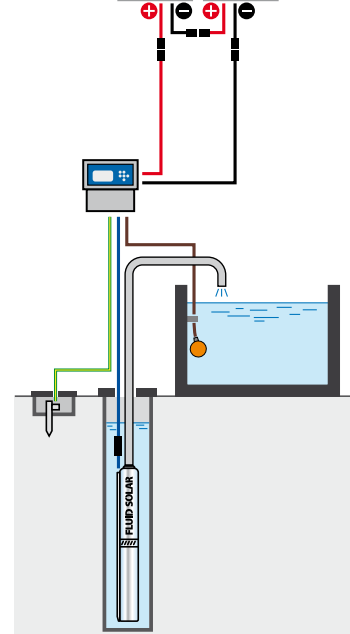

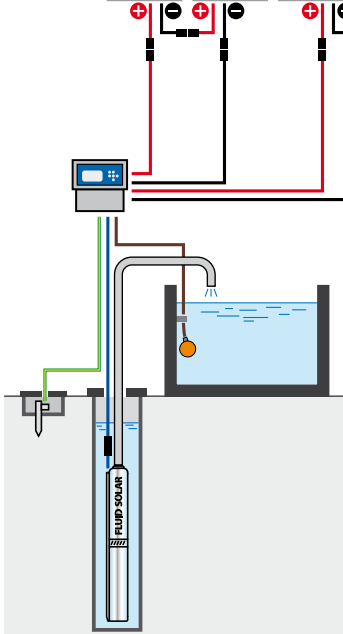

The **FLUID SOLAR** pumps have been developed to pump clean water from a well utilising energy obtained from photovoltaic panels. The electronic control incorporated into the high performance motor converts the exit voltage from the panels and regulates the velocity of rotation of the motor in order to utilise the available energy most efficiently at any one time: **on a sunny day there will be a high velocity of rotation with a raised performance of the pump, and on a cloudy day the velocity and the performance will be reduced.**

### PATENTS - TRADE MARKS

- Patent n. 0001413386, EP2419642
- Patent n. EP2300717
- FLUID SOLAR® Registered Trade Mark n. 0001516301

## Installation examples for electric water pump as P1=750 W

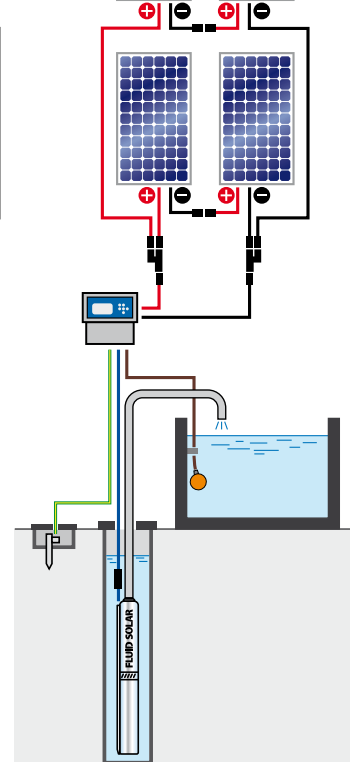

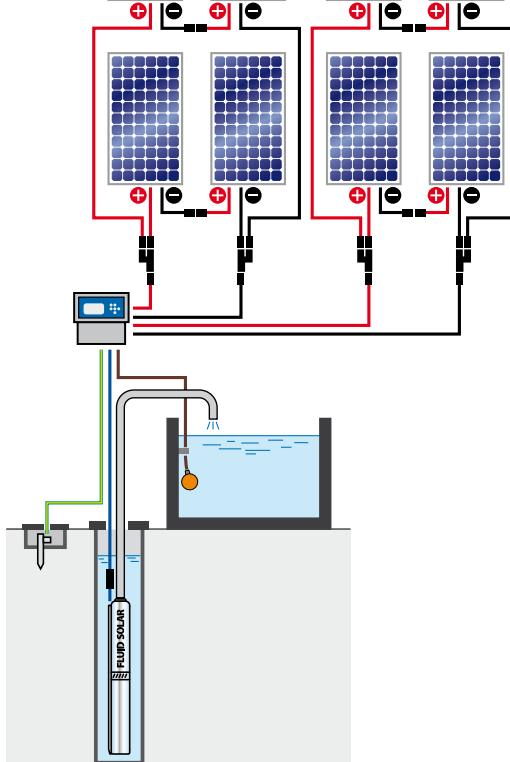

### FLUID SOLAR 1/10 - 2/6 - 4/4 - 6/3



- To get the nominal maximum performances waterpump has to be powered by **n. 4 photovoltaic modules** with a nominal total power of **980 Wp** at least.
- Waterpump can be powered even by only **2 photovoltaic modules**: in this case performances are lower than maximum nominal performances that can be achieved with 4 modules.
- Empty tension for any single module has to range between **35 to 50 V<sub>DC</sub>**.

## Installation examples for electric water pump as P1=1500 W

### FLUID SOLAR 1/20 - 2/14 - 4/8 - 6/6

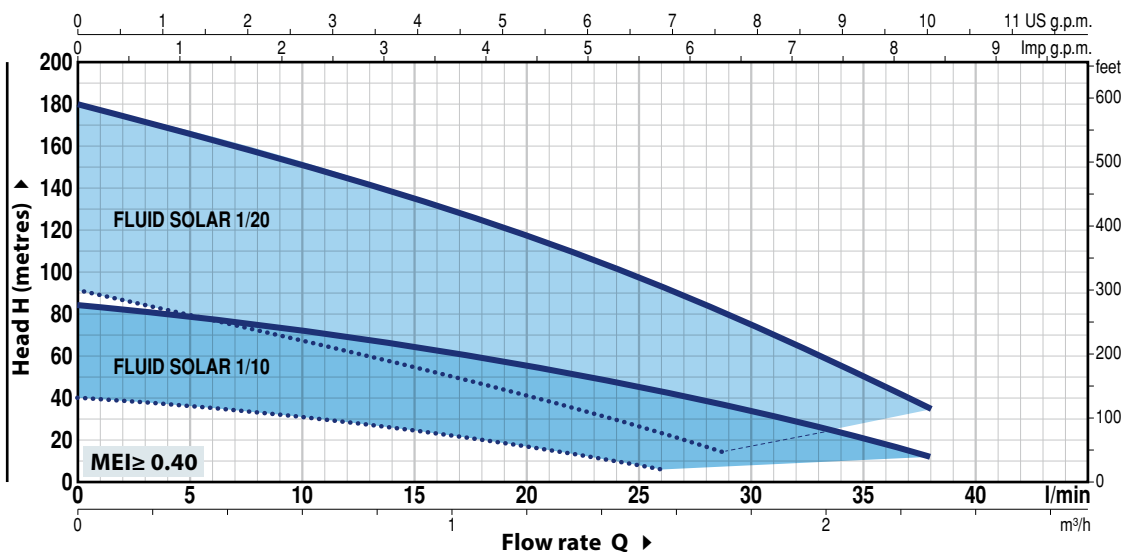


- To get the nominal maximum performances waterpump has to be powered by **n. 8 photovoltaic modules** with a nominal total power of **1960 Wp** at least.
- Waterpump can be powered even by only **4 photovoltaic modules**: in this case performances are lower than maximum nominal performances that can be achieved with 8 modules.
- Empty tension for any single module has to range between **35 to 50 V<sub>DC</sub>**.

# FLUID SOLAR

## CHARACTERISTIC CURVES AND PERFORMANCE DATA

Tolerance of characteristic curves in compliance with EN ISO 9906 Grade 3B



### FLUID SOLAR 1/10

ABSORBED POWER P<sub>1</sub> **750 W**

Performance with **4 photovoltaic panels** with a total rated power of 980 Wp

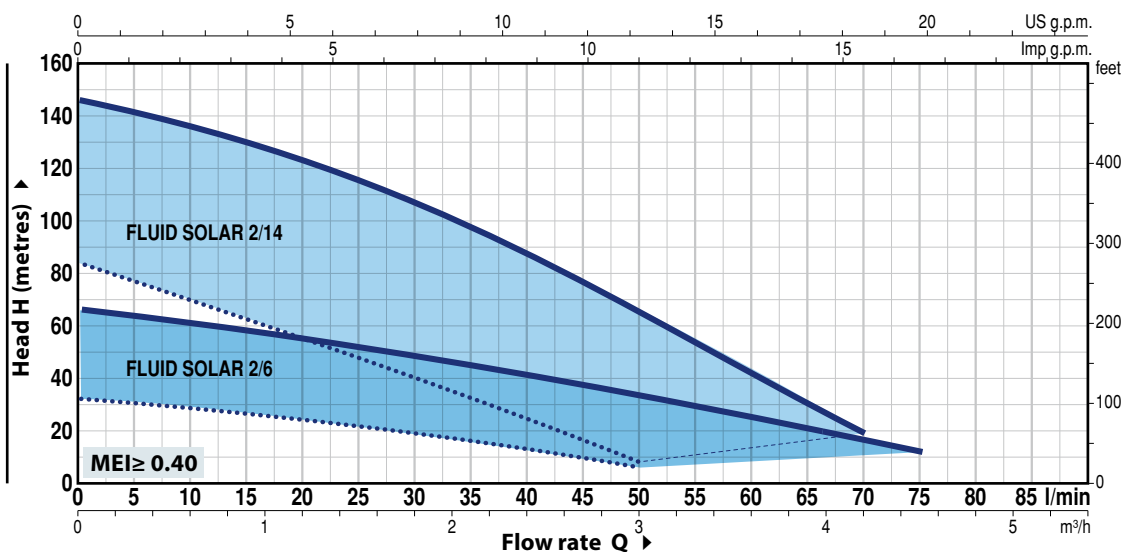
Q m³/h l/min	0	0.3	0.6	1.2	1.6	1.8	2.3
	0	5	10	20	26	30	38
H metres	84	79	72	56	42	33	12
	40	36	31	17	6		

### FLUID SOLAR 1/20

ABSORBED POWER P<sub>1</sub> **1500 W**

Performance with **8 photovoltaic panels** with a total rated power of 1960 Wp

Q m³/h l/min	0	0.3	0.6	1.2	1.6	1.74	1.8	2.3
	0	5	10	20	26	29	30	38
H metres	180	165	150	118	92	79	75	35
	90	80	67	41	22	13		



### FLUID SOLAR 2/6

ABSORBED POWER P<sub>1</sub> **750 W**

Performance with **4 photovoltaic panels** with a total rated power of 980 Wp

Q m³/h l/min	0	0.3	0.6	1.2	1.8	2.4	3.0	3.6	4.2	4.5
	0	5	10	20	30	40	50	60	70	75
H metres	66	64	61	55	48	41	33	25	16	12
	32	31	28	24	19	13	6			

### FLUID SOLAR 2/14

ABSORBED POWER P<sub>1</sub> **1500 W**

Performance with **8 photovoltaic panels** with a total rated power of 1960 Wp

Q m³/h l/min	0	0.3	0.6	1.2	1.8	2.4	3.0	3.6	4.2
	0	5	10	20	30	40	50	60	70
H metres	146	140	136	123	107	87	65	42	20
	82	77	70	55	40	24	8		

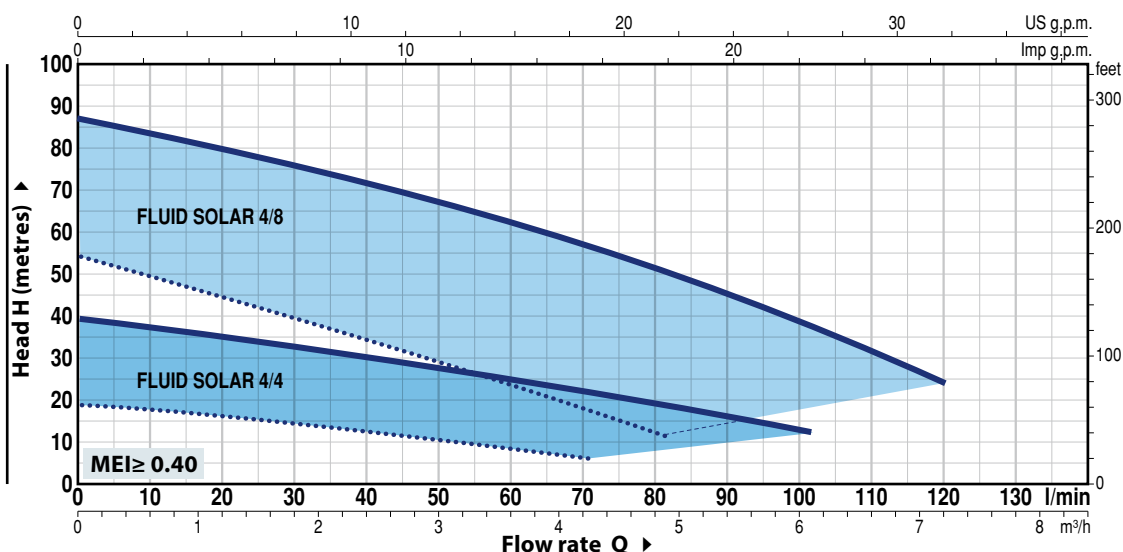
— Performance with a solar radiation of 1000 W/m² and with an available voltage of the photovoltaic panels of 100 Vdc

.... Performance with a solar radiation of 300 W/m² and with an available voltage of the photovoltaic panels of 70 Vdc

The performance curves illustrated above are obtained with the photovoltaic panels facing SOUTH (facing NORTH for installations in the southern hemisphere) and optimising the angle of inclination in relation to the horizon in compliance with the latitude of the installation site

## CHARACTERISTIC CURVES AND PERFORMANCE DATA

Tolerance of characteristic curves in compliance with EN ISO 9906 Grade 3B



### FLUID SOLAR 4/4

ABSORBED POWER P<sub>1</sub> **750 W**

Performance with **4 photovoltaic panels** with a total rated power of 980 Wp

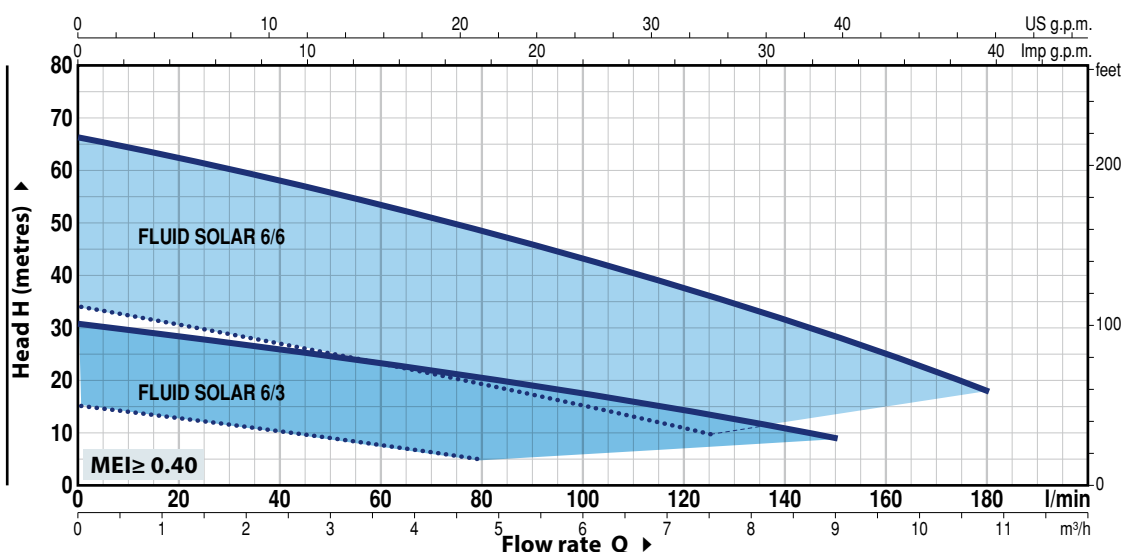
Q m³/h	0	0.3	0.6	1.2	1.8	3.0	3.6	4.3	4.5	4.8	5.7	6.1
Q l/min	0	5	10	20	30	50	60	71	75	80	95	102
H metres	39	38.5	37	35	32.5	27	25	22	21	18	14	12
H metres	19	18.5	17.5	16	14	10	8	6				

### FLUID SOLAR 4/8

ABSORBED POWER P<sub>1</sub> **1500 W**

Performance with **8 photovoltaic panels** with a total rated power of 1960 Wp

Q m³/h	0	0.3	0.6	1.2	2.4	3.6	4.9	6.0	7.2
Q l/min	0	5	10	20	40	60	82	100	120
H metres	87	85	83	80	71	62	50	39	24
H metres	54	52	49	45	34	23	11		



### FLUID SOLAR 6/3

ABSORBED POWER P<sub>1</sub> **750 W**

Performance with **4 photovoltaic panels** with a total rated power of 980 Wp

Q m³/h	0	0.3	1.8	3.6	4.8	5.4	7.2	9.0
Q l/min	0	5	30	60	80	90	120	150
H metres	31	30	27	23	20	19	14	9
H metres	15	14	11	8	5			

### FLUID SOLAR 6/6

ABSORBED POWER P<sub>1</sub> **1500 W**

Performance with **8 photovoltaic panels** with a total rated power of 1960 Wp

Q m³/h	0	0.3	1.8	3.6	5.4	7.2	7.5	9.0	10.8
Q l/min	0	5	30	60	90	120	125	150	180
H metres	66	65	60	53	46	37	36	28	18
H metres	34	33	29	23	17	11	10		

— Performance with a solar radiation of 1000 W/m² and with an available voltage of the photovoltaic panels of 100 Vdc

.... Performance with a solar radiation of 300 W/m² and with an available voltage of the photovoltaic panels of 70 Vdc

The performance curves illustrated above are obtained with the photovoltaic panels facing SOUTH (facing NORTH for installations in the southern hemisphere) and optimising the angle of inclination in relation to the horizon in compliance with the latitude of the installation site

# FLUID SOLAR P<sub>1</sub> = 750 W

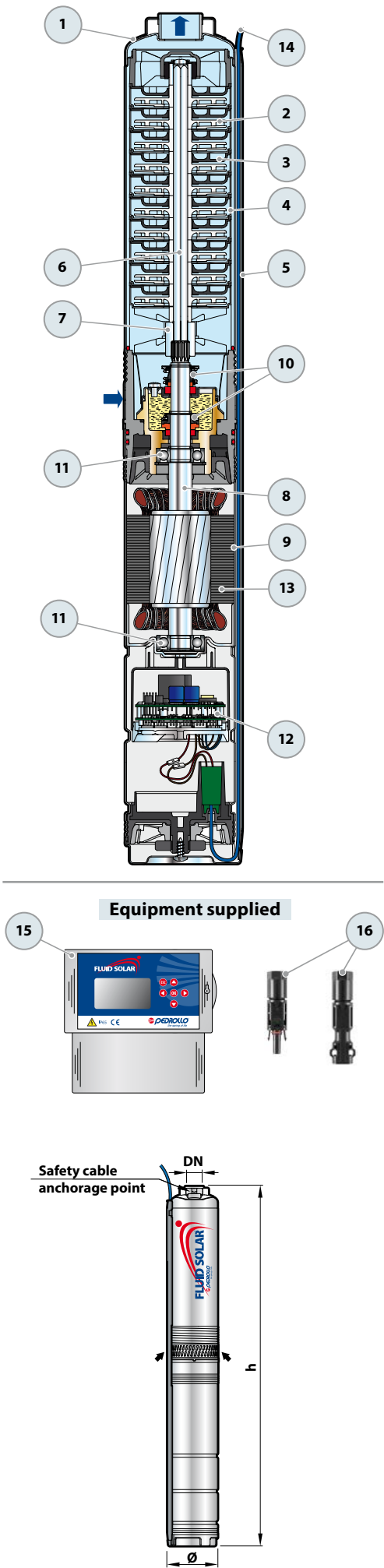
## POS. COMPONENT CONSTRUCTION CHARACTERISTICS

1	<b>DELIVERY BODY AND EXTERNAL SLEEVE</b>	Stainless steel AISI 304 complete with threaded delivery port in compliance with ISO 228/1.
2	<b>IMPELLERS</b>	Lexan 141-R for FLUID SOLAR 1/10, 4/4, 6/3 Delrin for FLUID SOLAR 2/6
3	<b>DIFFUSERS</b>	Noryl FE1520PW
4	<b>STAGE BOXES / STAGE LIDS</b>	Stainless steel AISI 304
5	<b>CABLE COVER</b>	Stainless steel AISI 304
6	<b>PUMP SHAFT</b>	Stainless steel AISI 304 for FLUID SOLAR 1/10, 4/4, 4/8, 6/3
7	<b>DRIVE COUPLING</b>	Stainless steel AISI 316L for FLUID SOLAR 1/10, 4/4, 4/8, 6/3
8	<b>MOTOR SHAFT</b>	Stainless steel AISI 431
9	<b>MOTOR SLEEVE</b>	Stainless steel AISI 304
10	<b>TWO MECHANICAL SEALS SEPARATED BY AN OIL CHAMBER</b>	
	<i>Seal</i>	<i>Shaft</i> <i>Position</i> <i>Materials</i>
	<i>Model</i>	<i>Diameter</i> <i>Stationary ring</i> <i>Rotational ring</i> <i>Elastomer</i>
	STA-17	Ø 17 mm      Motor side      Silicon carbide      Graphite      NBR
	ST1-16	Ø 16 mm      Pump side      Silicon carbide      Graphite      NBR
11	<b>BEARINGS</b>	6203 2RS - C3E / 6203 ZZ - C3E
12	<b>INVERTER</b>	
13	<b>ELECTRIC MOTOR</b>	<ul style="list-style-type: none"><li>– Submersible motor, suitable for continuous duty (with dry, rewindable stator).</li><li>– High performance motor with permanent magnets</li><li>– Insulation: class F</li><li>– Protection: IP X8</li></ul>
14	<b>POWER CABLE</b>	<ul style="list-style-type: none"><li>➔ <b>PBS-P type</b> <b>approved for use in drinking water by "ACS"</b> <b>in compliance with BS 6920, approval n. 04 ACCLI 201</b> <b>Standard length 2 metres</b></li></ul> Equipment supplied: connection kit for RPS2 cables
15	<b>CONTROL BOX</b>	
16	<b>CONNECTORS</b>	<ul style="list-style-type: none"><li>– 2 SMK male connectors</li><li>– 2 SMK female connectors</li></ul>

## DIMENSIONS AND WEIGHT

MODEL	PORT DN	N. STAGES	DIMENSIONS mm		kg *
			Ø	h	
FLUID SOLAR 1/10	1"	10	100	710	12.3
FLUID SOLAR 2/6		6		587	11.4
FLUID SOLAR 4/4		4		614	11.0
FLUID SOLAR 6/3	1 1/4"	3		616	11.0

(\* weight of the pump with control box)



## POS. COMPONENT CONSTRUCTION CHARACTERISTICS

<b>1 DELIVERY BODY AND EXTERNAL SLEEVE</b>	Stainless steel AISI 304, complete with threaded delivery port in compliance with ISO 228/1.				
<b>2 IMPELLERS</b>	Lexan 141-R				
<b>3 DIFFUSERS</b>	Noryl FE1520PW				
<b>4 STAGE BOXES / STAGE LIDS</b>	Stainless steel AISI 304				
<b>5 CABLE COVER</b>	Stainless steel AISI 304				
<b>6 PUMP SHAFT</b>	Stainless steel AISI 304				
<b>7 DRIVE COUPLING</b>	Stainless steel AISI 316L				
<b>8 MOTOR SHAFT</b>	Stainless steel AISI 431				
<b>9 MOTOR SLEEVE</b>	Stainless steel AISI 304				
<b>10 TWO MECHANICAL SEALS SEPARATED BY AN OIL CHAMBER</b>					
<i>Seal</i>	<i>Shaft</i>	<i>Position</i>	<i>Materials</i>		
<i>Model</i>	<i>Diameter</i>		<i>Stationary ring</i>	<i>Rotational ring</i>	<i>Elastomer</i>
<b>STA-17</b>	<b>Ø 17 mm</b>	Motor side	Silicon carbide	Graphite	NBR
<b>ST1-16</b>	<b>Ø 16 mm</b>	Pump side	Silicon carbide	Graphite	NBR
<b>11 BEARINGS</b>	<b>3203 B 2RS - C3E / 6203 ZZ - C3E</b>				
<b>12 INVERTER</b>					
<b>13 ELECTRIC MOTOR</b>	<ul style="list-style-type: none"> <li>– Submersible motor, suitable for continuous duty (with dry, rewindable stator).</li> <li>– High performance motor with permanent magnets</li> <li>– Insulation: class F</li> <li>– Protection: IP X8</li> </ul>				

### 14 POWER CABLE

⇒ **PBS-P type**  
approved for use in drinking water by "ACS"  
in compliance with BS 6920, approval n. 04 ACCL1 201  
**Standard length 2 metres**

Equipment supplied: connection kit for RPS2 cables

### 15 CONTROL BOX

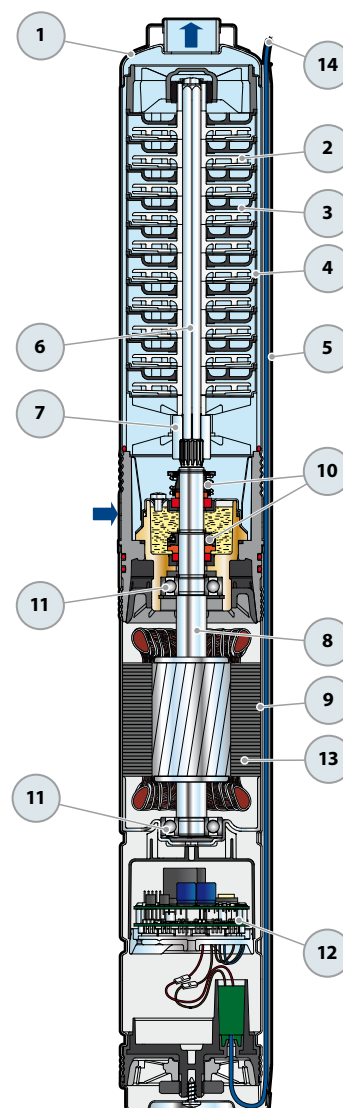
### 16 CONNECTORS

N. 2 SMK male connectors  
N. 2 SMK female connectors  
N. 2 Y female/male-male connectors type MC4  
N. 2 Y male/female-female connectors type MC4

## DIMENSIONS AND WEIGHT

MODEL	PORT DN	N. STAGES	DIMENSIONS mm		kg *
			Ø	h	
FLUID SOLAR 1/20	1"	20	100	990	13.9
FLUID SOLAR 2/14		14		855	13.8
FLUID SOLAR 4/8		8		772	13.7
FLUID SOLAR 6/6	1 1/4"	6		776	13.7

(\* weight of the pump with control box)



### Equipment supplied

