

SINK and TAPS





UNDERMOUNT SINKS



CB 50-40 R10 p174



CB 45-40 R10 p174



CB 40-40 PR10 p175



CB 40-40 R10 p175



CB-2 p176



CB 50-40 p176



CB 45-40 p177



CB 40-40 p177




CBP 40-40 p178

TOP-MOUNT SINKS



CBS-140-40 D R10 p178



CBS-2 40-40 R10 p179



CBS-1 54-40 R10 p179



CDL-1 REV p180



CDL-1 EI p180



CDL-1 ED p180



CDP-1 REV p181



CDP-1 EI p181



CDP-1 ED p181



CDS-1 REV p182



CDS-1 EI p182



CDS-1 ED p183



C-2 AG

p183



RD-1REV

p183



R-2 AG

p184



CSS60-1

p184



CSS-1

p185



CS-1

p185



RS-1

p186

TAPS



CPA

p187



CPB

p187



XPB

p188



XSE

p188



CSE

p189



BSE

p189



CSA

p190



CMA

p190



CBA

p191



CBB

p191



Included accessories

All **CATA** collection sinks include, with the purchase, the accessories required for proper installation such as **seal tape**, **fasteners staples**, **overflow pipe** and the **siphon**.

High resistance stainless steel

The usage of stainless steel in all sinks, harmonizes perfectly with all materials in your kitchen, adding a stylish look and enhancing the colors and textures. They are easy to clean thanks to the non-porous surfaces polished and rounded edges. They offer high longevity, maintaining its appearance for decades, offering resistance to heat and corrosion.




Installation Types

On surface

This is the most common and usual placement system. The sink rests on the worktop and is installed quickly and easily by using staples for easy installation.

Under surface

Using this type of sink, the integration and harmony between worktop and sink is total. This installation provides a completely smooth solution top and offers continuity, avoiding ridges and providing an easy cleaning of the surface.



INOX Tap Series and Functionality

CATA incorporates in its catalogue a new series of faucets in stainless steel with high quality finishes.

From the functional point of view, CATA incorporates a range of models to suit your kitchen environment, being a functional faucet/tap without forgetting the design and ergonomics. In the current catalog we can find models with a removable spout in order to make the filling and cleaning pots easier. With the removable spout you will easily reach any corner of your sink.



High quality finishing Details make the difference

All **CATA** models only use high-quality materials and finishes, made of melted brass and chrome. To ensure the long life of our products, both inside and outside appearance, each of our tap are subjected to strict testing to ensure optimum quality.



Triangular reinforcements

As accessory included in CMA, CPA and CPB models, we include triangular reinforcements useful for properly and safely installing any stainless steel sink.



Mixer tap and ceramic cartridges

Our tap offer is based on mixer models and thanks to the usage of ceramic cartridges we manage to lengthen the life of the tap, obtaining a reliable and durable product. The ceramic cartridges provide less wear and a responsive closure with absolute tightness.



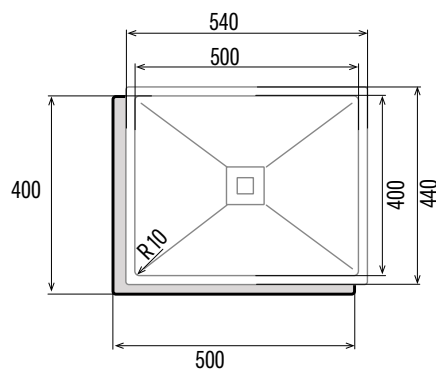
UNDERMOUNT SINKS



CB 50-40 R10
Cod. **02625006** EAN **8422248108652**



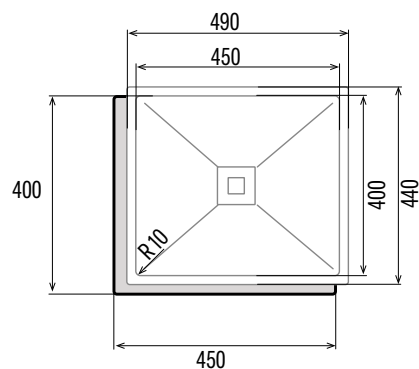
- **10mm radius square bowl**
- Installation in 60-cm unit
- Dimensions: 54 x 44 cm
- **Bowl depth 20cm**
- **Noise absorber foam**
- **Anti condensation coating**
- Stainless steel AISI 304 18/10
- Hidden basket valve 3 1/2"
- **Thickness 1,2mm**
- **Accessories:**
 - Watertight strip
 - Fastening clamps
 - Overflow pipe
 - Siphon



CB 45-40 R10
Cod. **02621006** EAN **8422248108645**



- **10mm radius square bowl**
- Installation in 60-cm unit
- Dimensions: 49 x 44 cm
- **Bowl depth 20cm**
- **Noise absorber foam**
- **Anti condensation coating**
- Stainless steel AISI 304 18/10
- Basket valve 3 1/2"
- **Thickness 1,2mm**
- **Accessories:**
 - Watertight strip
 - Fastening clamps
 - Overflow pipe
 - Siphon



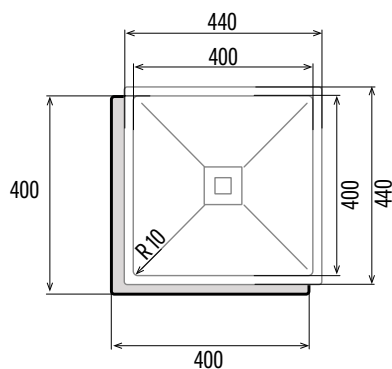
UNDERMOUNT SINKS



CB 40-40 P R10
Cod. **02624006** EAN **8422248108669**



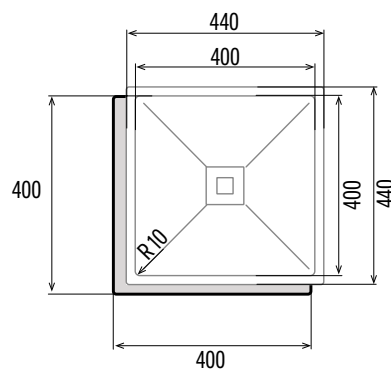
- **10mm radius square bowl**
- Installation in 50-cm unit
- Dimensions: 44 x 44 cm
- **Bowl depth 25cm**
- **Noise absorber foam**
- **Anti condensation coating**
- Stainless steel AISI 304 18/10
- Basket valve 3 1/2"
- **Thickness 1,2mm**
- **Accessories:**
 - Watertight strip
 - Fastening clamps
 - Overflow pipe
 - Siphon



CB 40-40 R10
Cod. **02624016** EAN **8422248108638**



- **10mm radius square bowl**
- Installation in 50-cm unit
- Dimensions: 44 x 44 cm
- **Bowl depth 20cm**
- **Noise absorber foam**
- **Anti condensation coating**
- Stainless steel AISI 304 18/10
- Basket valve 3 1/2"
- **Thickness 1,2mm**
- **Accessories:**
 - Watertight strip
 - Fastening clamps
 - Overflow pipe
 - Siphon



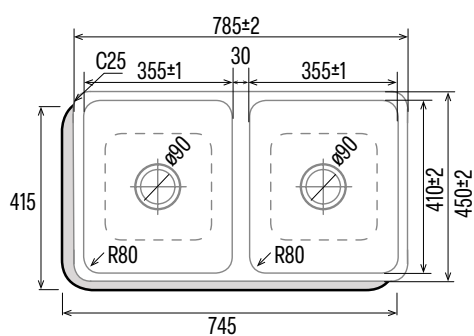
UNDERMOUNT SINKS



CB-2
Cod. **02607101** EAN **8422248074681**



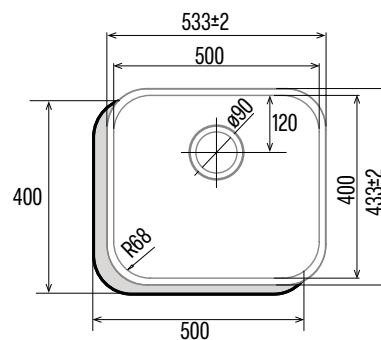
- **Double square bowl**
- Installation in 90-cm unit
- Dimensions: 78 x 45 cm
- **Bowl depth 20cm**
- **Noise absorber foam**
- Stainless steel AISI 304 18/8
- Basket valve 3 1/2"
- Thickness 0,9mm
- **Accessories:**
 - Watertight strip
 - Fastening clamps
 - Overflow pipe
 - Siphon



CB 50-40
Cod. **02625300** EAN **8422248048743**



- **Square bowl**
- Installation in 60-cm unit
- Dimensions: 53 x 43 cm
- **Bowl depth 20cm**
- **Noise absorber foam**
- Stainless steel AISI 304 18/8
- Basket valve 3 1/2"
- Thickness 0,8mm
- **Accessories:**
 - Watertight strip
 - Fastening clamps
 - Overflow pipe
 - Siphon



UNDERMOUNT SINKS

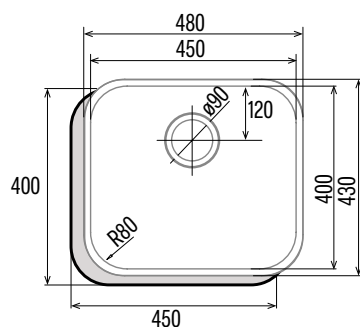


CB 45-40

Cod. **02621009** EAN **8422248043175**



- **Square bowl**
- Installation in 60-cm unit
- Dimensions: 48 x 43 cm
- Bowl depth 18cm
- **Noise absorber foam**
- Stainless steel AISI 304 18/8
- Basket valve 3 1/2"
- Thickness 0,8mm
- **Accessories:**
 - Watertight strip
 - Fastening clamps
 - Overflow pipe
 - Siphon

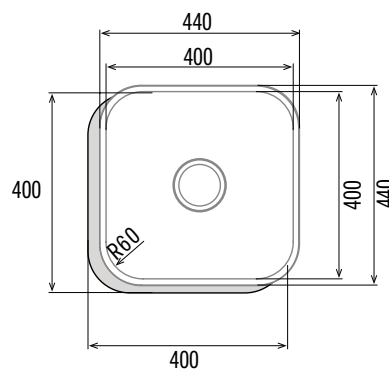


CB 40-40

Cod. **02624007** EAN **8422248109000**



- **Square bowl**
- Installation in 50-cm unit
- Dimensions: 44 x 44 cm
- Bowl depth 18cm
- **Noise absorber foam**
- Stainless steel AISI 304
- Basket valve 3 1/2"
- Thickness 0,7mm
- **Accessories:**
 - Watertight strip
 - Fastening clamps
 - Overflow pipe
 - Siphon



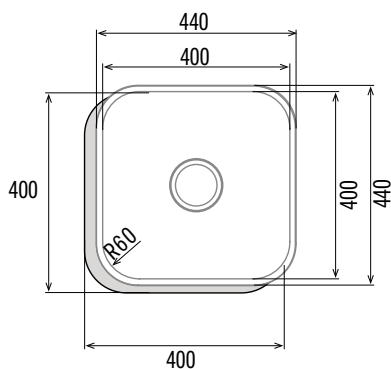
UNDERMOUNT SINKS



CBP 40-40
Cod. **02624302** EAN **8422248109017**



- **Square bowl**
- Installation in 50-cm unit
- Dimensions: 44 x 44 cm
- **Bowl depth 20cm**
- **Noise absorber foam**
- Stainless steel AISI 304
- Basket valve 3 1/2"
- Thickness 0,7mm
- **Accessories:**
 - Watertight strip
 - Fastening clamps
 - Overflow pipe
 - Siphon



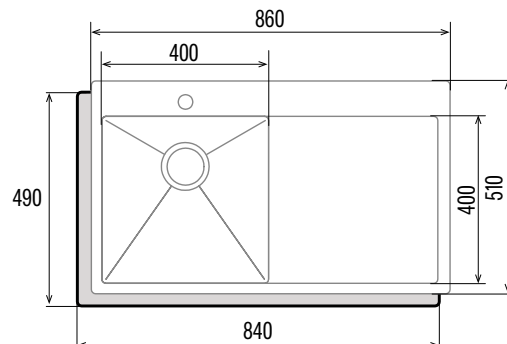
TOP-MOUNT SINKS



CBS-140-40 D R10
Cod. **02624008** EAN **8422248109024**



- **10mm radius square bowl with draining board**
- Installation in 45-cm unit
- Dimensions: 86 x 51 cm
- **Bowl depth 20cm**
- **Noise absorber foam**
- **Anti condensation coating**
- Stainless steel AISI 304
- Basket hidden valve 3 1/2"
- **Thickness 1,2mm**
- **Accessories:**
 - Watertight strip
 - Fastening clamps
 - Overflow pipe
 - Siphon



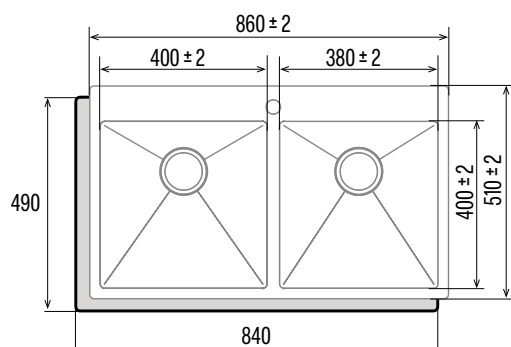
TOP-MOUNT SINKS



CBS-2 40-40 R10
Cod. **02624009** EAN **8422248109031**



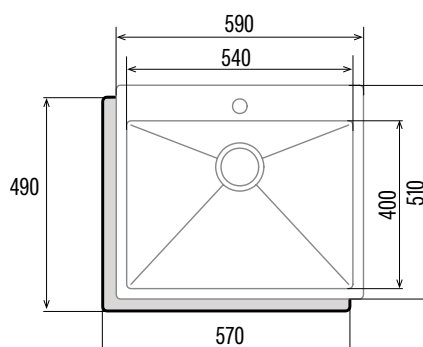
- **10mm radius double square bowl**
- Installation in 90-cm unit
- Dimensions: 86 x 51 cm
- **Bowl depth 20cm**
- **Noise absorber foam**
- **Anti condensation coating**
- Stainless steel AISI 304
- Basket hidden valve 3 1/2"
- **Thickness 1,2mm**
- **Accessories:**
 - Watertight strip
 - Fastening clamps
 - Overflow pipe
 - Siphon



CBS-1 54-40 R10
Cod. **02624010** EAN **8422248109048**



- **10mm radius square bowl**
- Installation in 60-cm unit
- Dimensions: 59 x 51 cm
- **Bowl depth 20cm**
- **Noise absorber foam**
- **Anti condensation coating**
- Stainless steel AISI 304
- Basket hidden valve 3 1/2"
- **Thickness 1,2mm**
- **Accessories:**
 - Watertight strip
 - Fastening clamps
 - Overflow pipe
 - Siphon



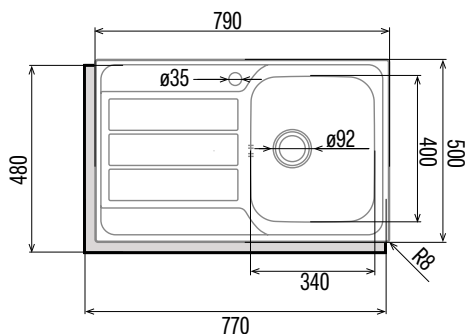
TOP-MOUNT SINKS



CDL-1 EI
Cod. **02606601** EAN **8422248108911**



- **1 square bowl with draining board**
- **Reversible** (Model CDL-1REV)
- Installation in 45-cm unit
- Dimensions: 79 x 50 cm
- Bowl depth 18cm
- **Noise absorber foam**
- Stainless steel AISI 304 18/8
- Basket valve 3 1/2"
- Thickness 0,8mm
- **Accessories:**
 - Watertight strip
 - Fastening clamps
 - Overflow pipe
 - Siphon



CDL-1 REV
Cod. **02606603** EAN **8422248108904**

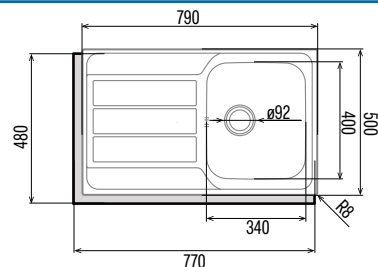
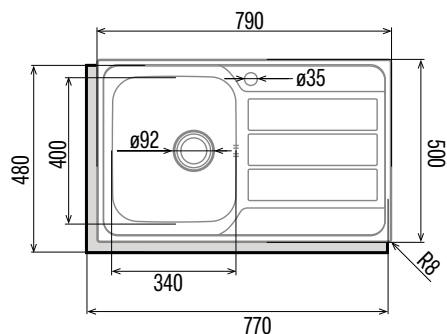
NEW



CDL-1 ED
Cod. **02606602** EAN **8422248108928**



- **1 square bowl with draining board**
- **Reversible** (Model CDL-1REV)
- Installation in 45-cm unit
- Dimensions: 79 x 50 cm
- Bowl depth 18cm
- **Noise absorber foam**
- Stainless steel AISI 304 18/8
- Basket valve 3 1/2"
- Thickness 0,8mm
- **Accessories:**
 - Watertight strip
 - Fastening clamps
 - Overflow pipe
 - Siphon



TOP-MOUNT SINKS

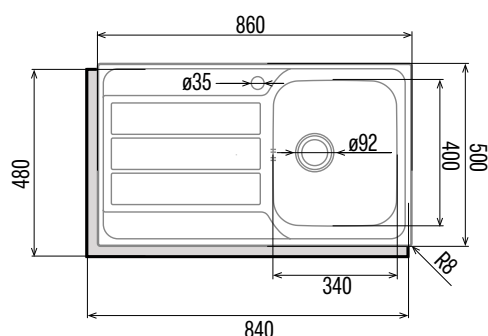


CDP-1 EI

Cod. **02606501** EAN **8422248108942**



- **1 square bowl with draining board**
- **Reversible** (Model CDP-1REV)
- Installation in 45-cm unit
- Dimensions: 86 x 50 cm
- Bowl depth 18cm
- **Noise absorber foam**
- Stainless steel AISI 304 18/10
- Basket valve 3 1/2"
- Thickness 0,8mm
- **Accessories:**
Pre-sealed strap in the sink, easy installation and ensures sealing
 Fastening clamps
 Overflow pipe
 Siphon



CDP-1 REV

Cod. **02606503** EAN **8422248108935**

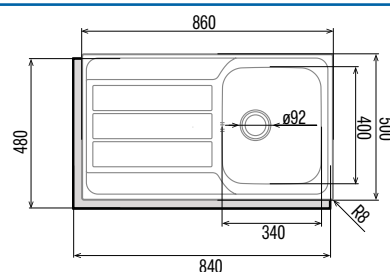
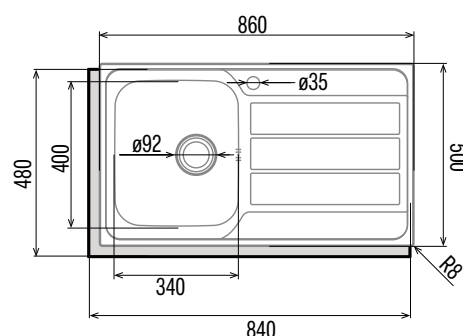


CDP-1 ED

Cod. **02606502** EAN **8422248108959**



- **1 square bowl with draining board**
- **Reversible** (Model CDP-1REV)
- Installation in 45-cm unit
- Dimensions: 86 x 50 cm
- Bowl depth 18cm
- **Noise absorber foam**
- Stainless steel AISI 304 18/10
- Basket valve 3 1/2"
- Thickness 0,8mm
- **Accessories:**
Pre-sealed strap in the sink, easy installation and ensures sealing
 Fastening clamps
 Overflow pipe
 Siphon



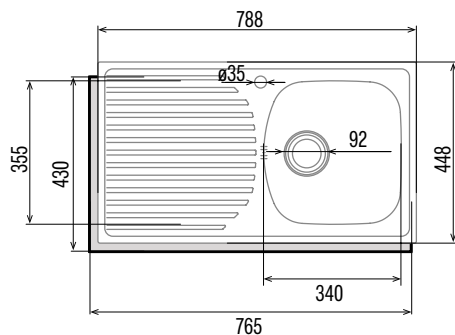
TOP-MOUNT SINKS



CDS-1 EI
Cod. **02606401** EAN **8422248108973**



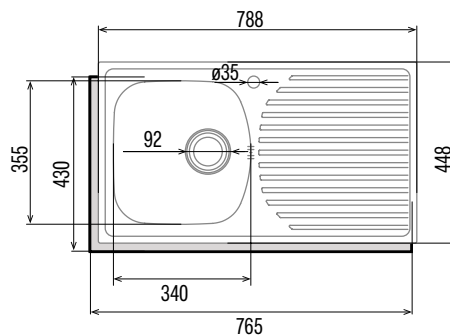
- **1 square bowl with draining board**
- **Reversible** (Model CDS-1REV)
- Installation in 45-cm unit
- Dimensions: 88 x 45 cm
- Bowl depth 15cm
- **Noise absorber foam**
- Stainless steel AISI 304 18/10
- Basket valve 3 1/2"
- Thickness 0,5mm
- **Accessories:**
 - Watertight strip
 - Fastening clamps
 - Overflow pipe
 - Siphon



CDS-1 ED
Cod. **02606402** EAN **8422248108980**

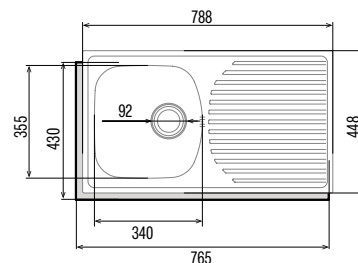


- **1 square bowl with draining board**
- **Reversible** (Model CDS-1REV)
- Installation in 45-cm unit
- Dimensions: 88 x 45 cm
- Bowl depth 15cm
- **Noise absorber foam**
- Stainless steel AISI 304 18/10
- Basket valve 3 1/2"
- Thickness 0,5mm
- **Accessories:**
 - Watertight strip
 - Fastening clamps
 - Overflow pipe
 - Siphon



CDS-1 REV
Cod. **02606400** EAN **8422248074421**

NEW



TOP-MOUNT SINKS



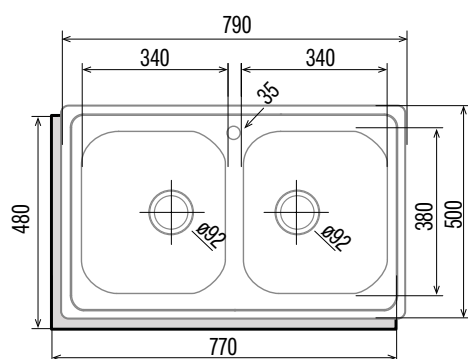
C-2 AG

Cod. 02607102 EAN 8422248109055



- **2 square bowl**
- Installation in 80-cm unit
- Dimensions: 79 x 50 cm
- **Bowl depth 20cm**
- **Noise absorber foam**
- Stainless steel AISI 304 18/8
- Basket valve 3 1/2"
- Thickness 0,7mm
- **Accessories:**
 - Watertight strip
 - Fastening clamps
 - Overflow pipe
 - Siphon

Includes stainless steel lid for hole if the tap is installed on the top or in the wall

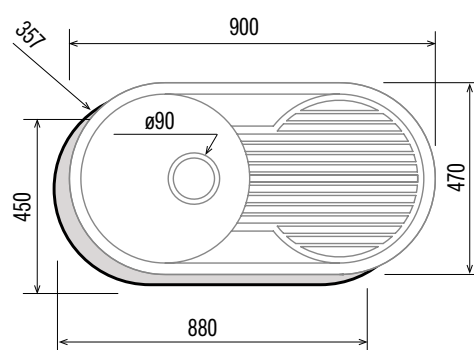


RD-1 REV

Cod. 02603300 EAN 8422248074414



- **1 round bowl with draining board**
- Installation in 45-cm unit
- Dimensions: 90 x 47 cm
- Bowl depth 15cm
- **Noise absorber foam**
- Stainless steel AISI 304 18/10
- Basket valve 3 1/2"
- Thickness 0,5mm
- **Accessories:**
 - Watertight strip
 - Fastening clamps
 - Overflow pipe
 - Siphon



TOP-MOUNT SINKS



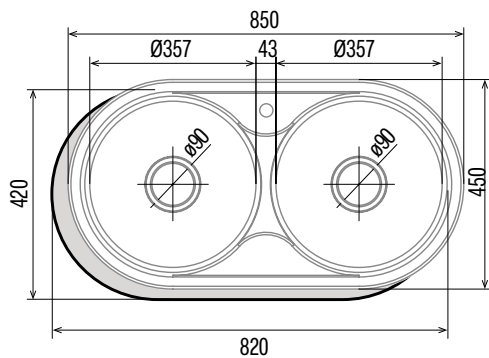
R-2 AG

Cod. 02604209 EAN 8422248043151



- **2 round bowl**
- Installation in 90-cm unit
- Dimensions: 85 x 45 cm
- Bowl depth 18cm
- **Noise absorber foam**
- Stainless steel AISI 304 18/8
- Basket valve 3 1/2"
- Thickness 0,8mm
- **Accessories:**
 - Watertight strip
 - Fastening clamps
 - Overflow pipe
 - Siphon

Includes stainless steel lid for hole if the tap is installed on the top or in the wall

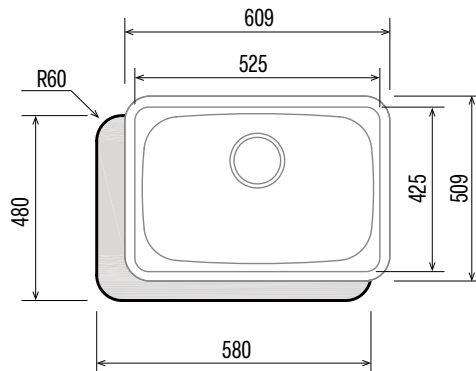


CSS60-1

Cod. 02612300 EAN 8422248074377



- **Square bowl**
- Installation in 60-cm unit
- Dimensions: 60,9 x 50,9 cm
- Bowl depth 15cm
- **Noise absorber foam**
- Stainless steel AISI 304 18/8
- Basket valve 3 1/2"
- Thickness 0,7mm
- **Accessories:**
 - Watertight strip
 - Fastening clamps
 - Overflow pipe
 - Siphon



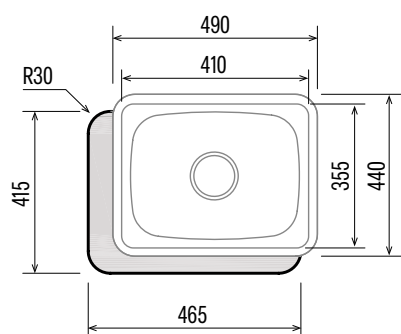
TOP-MOUNT SINKS



CSS-1
Cod. **02612400** EAN **8422248074384**



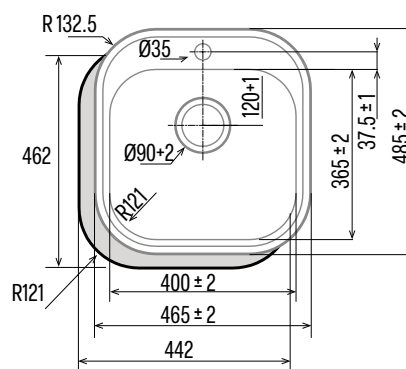
- **Square bowl**
- Installation in 50-cm unit
- Dimensions: 49 x 44 cm
- Bowl depth 15cm
- **Noise absorber foam**
- Stainless steel AISI 304 18/8
- Basket valve 3 1/2"
- Thickness 0,7mm
- **Accessories:**
 - Watertight strip
 - Fastening clamps
 - Overflow pipe
 - Siphon



CS-1
Cod. **02612101** EAN **8422248055338**



- **Square bowl**
- Installation in 45-cm unit
- Dimensions: 46,5 x 48,5 cm
- Bowl depth 16,5cm
- **Noise absorber foam**
- Stainless steel AISI 304 18/8
- Basket valve 3 1/2"
- Thickness 0,8mm
- **Accessories:**
 - Watertight strip
 - Fastening clamps
 - Overflow pipe
 - Siphon



TOP-MOUNT SINKS

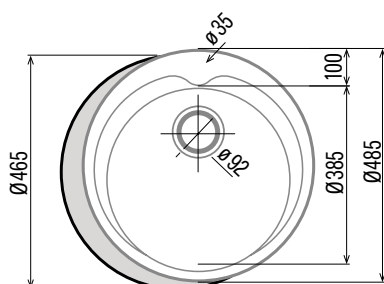


RS-1

Cod. **02602100** EAN **8422248108997**



- **Round bowl**
- Installation in 45-cm unit
- Dimensions: \varnothing 48.5 cm
- Bowl depth 16cm
- **Noise absorber foam**
- Stainless steel AISI 304 18/8
- Basket valve 3 1/2"
- Thickness 0.7mm
- **Accessories:**
 - Watertight strip
 - Fastening clamps
 - Overflow pipe
 - Siphon



TAPS

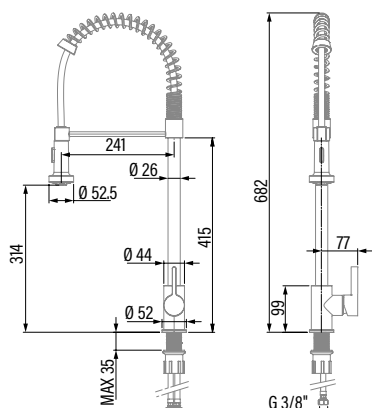


CPA

Cod. **02507400** EAN **8422248107938**



- Brass tap
- **Ceramic cartridge**
- **Cold start**
- Removable stem
- Revolving stem 360°
- **Anti scale areator with flow limit**
- Flow rate spout / shower at 3 bar: 5/7 l/min
- Chrome finish
- M10x1x3/8" certified flexible inlet pipes
- Stabilizing triangle

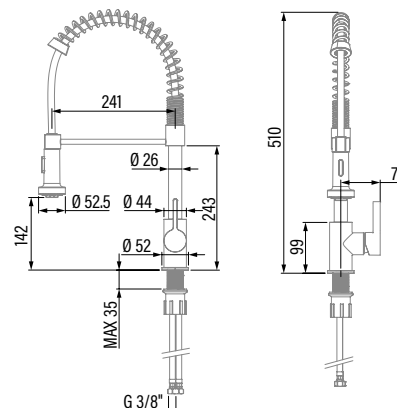


CPB

Cod. **02506400** EAN **8422248107914**



- Brass tap
- **Ceramic cartridge**
- **Cold start**
- Removable stem
- Revolving stem 360°
- **Anti scale areator with flow limit**
- Flow rate spout / shower at 3 bar: 5/7 l/min
- Chrome finish
- M10x1x3/8" certified flexible inlet pipes
- Stabilizing triangle



TAPS

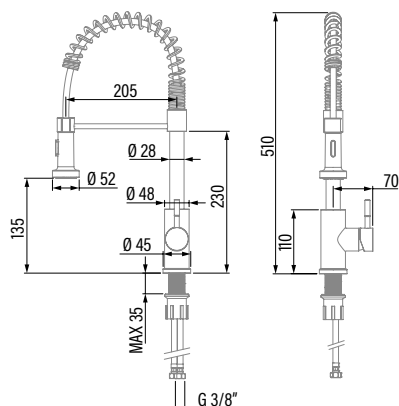


XPB

Cod. **02506300** EAN **8422248107921**



- Stainless Steel tap
- **Ceramic cartridge**
- **Cold start**
- Removable stem
- Revolving stem 360°
- **Anti scale areator with flow limit**
- Flow rate spout / shower at 3 bar: 5/7 l/min
- Satin finish
- Lead Free
- M10x1x3/8" certified flexible inlet pipes

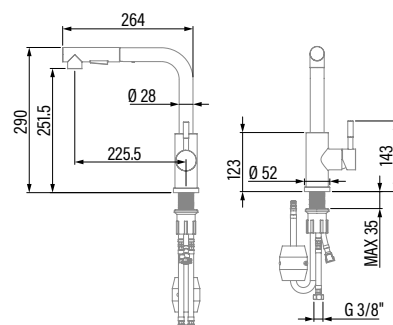


XSE

Cod. **02500301** EAN **8422248107907**



- Stainless Steel tap
- **Ceramic cartridge**
- **Cold start**
- Removable stem
- Revolving stem 360°
- **Anti scale areator with flow limit**
- Flow rate at 3 bar: 5 l/min
- Satin finish
- Lead Free
- M10x1x3/8" certified flexible inlet pipes



TAPS

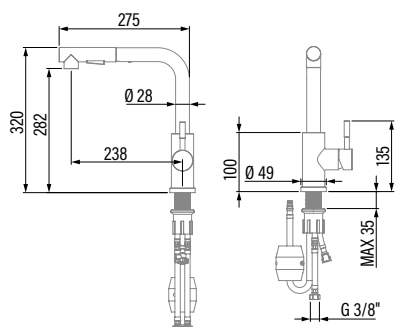


CSE

Cod. **02500401** EAN **8422248107891**



- Brass tap
- **Ceramic cartridge**
- **Cold start**
- Removable stem
- Revolving stem 360°
- **Anti scale areator with flow limit**
- Flow rate at 3 bar: 5 l/min
- Chrome finish
- M10x1x3/8" certified flexible inlet pipes

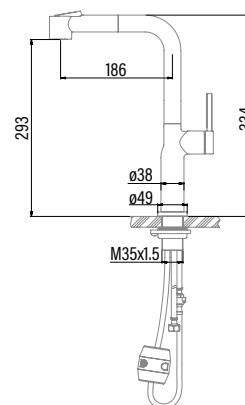


BSE

Cod. **02500601** EAN **8422248355308**



- Brass tap
- **Ceramic cartridge**
- **Cold start**
- Removable stem
- Revolving stem 360°
- **Anti scale areator with flow limit**
- Flow rate spout / shower at 3 bar: 5/5 l/min
- Black finish



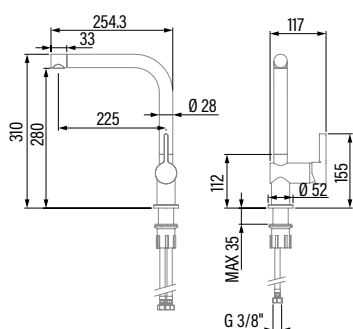


CSA

Cod. **02500400** EAN **8422248107884**



- Brass tap
- **Ceramic cartridge**
- **Cold start**
- Revolving stem 360°
- **Anti scale areator with flow limit**
- Flow rate at 3 bar: 5 l/min
- Chrome finish
- M10x1x3/8" certified flexible inlet pipes

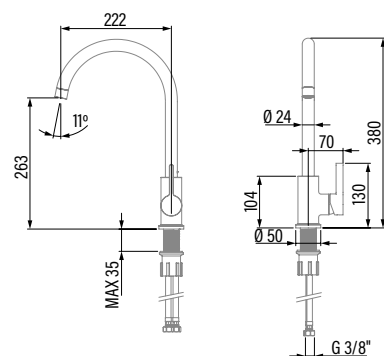


CMA

Cod. **02503400** EAN **8422248107877**



- Brass tap
- **Ceramic cartridge**
- **Cold start**
- Revolving stem 360°
- **Anti scale areator with flow limit**
- Flow rate at 3 bar: 5 l/min
- Chrome finish
- M10x1x3/8" certified flexible inlet pipes
- Stabilizing triangle



TAPS



CBA
Cod. **02502400** EAN **8422248107860**



- Brass tap
- **Ceramic cartridge**
- Revolving stem 360°
- **Anti scale areator with flow limit**
- Flow rate at 3 bar: 5 l/min
- Chrome finish
- M10x1x3/8" certified flexible inlet pipes



CBB
Cod. **02501400** EAN **8422248107778**



- Brass tap
- **Ceramic cartridge**
- Revolving stem 360°
- **Anti scale areator with flow limit**
- Flow rate at 3 bar: 5 l/min
- Chrome finish
- M10x1x3/8" certified flexible inlet pipes

