

M'ALPINE
Plumbing Products

7













Waste Outlet Fittings

General

- Waste outlets are moulded in polypropylene unless otherwise stated
- Centre pin models are supplied with dry fixing washers and backnut models are supplied with backnuts and washers
- Centre pin and backnut models are supplied with PVC plugs unless otherwise stated
- Waste outlets incorporating an overflow are supplied with flexible tube with an OD of 25mm unless otherwise stated
- All chains are supplied with two triangles

Chrome Plated Brass Basin Wastes with Chrome Plated Brass Backnuts

	Backnut Model 1 1/4" x 60mm flange x 3 1/2" slotted tail with spring-loaded mushroom plug		Backnut Model 1 1/4" x 60mm flange x 3 1/2" slotted tail with swivel plug
Code	CW60-CB	Code	CW60SP-CB
	Backnut Model 1 1/4" x 60mm flange x 3 1/2" unslotted tail with spring-loaded mushroom plug		Backnut Model 1 1/4" x 60mm flange x 3 1/2" unslotted tail with swivel plug
Code	CWU60-CB	Code	CWU60SP-CB
	Backnut Model 1 1/4" x 60mm flange x 3 1/2" unslotted tail, free flowing (open) with mushroom cover plate		Backnut Model 1 1/4" x 60mm flange x 3 1/2" slotted tail with swivel handle plug
Code	DWU60-CB	Code	BW60SPH-CB
	Backnut Model 1 1/4" x 60mm flange x 3 1/2" slotted tail with square spring-loaded plug		Backnut Model 1 1/4" x 60mm flange x 3 1/2" unslotted tail with swivel handle plug
Code	CW60SQ-CB	Code	BWU60SPH-CB
	Backnut Model 1 1/4" x 60mm flange x 3 1/2" unslotted tail with square spring-loaded plug		Extended Backnut 1 1/4" x 55mm tail: threaded shroud and extension piece
Code	CWU60SQ-CB	Code	GWAL-CB

Centre Pin Basin Wastes - Multi Function with Stainless Steel Flange and Plug

- Centre pin dry fixing connection for a quick and simple installation
- Suitable for basins with or without overflow
- Polished stainless steel mushroom plug
- CP brass or white plastic waste body



Centre Pin Model

Code

1¼" x 60mm polished stainless steel flange with spring-loaded mushroom plug - CP brass body

CWP60-SS



Centre Pin Model

Code

1¼" x 60mm polished stainless steel flange with spring-loaded mushroom plug - white plastic body

CWP60-SSP

Centre Pin Basin Wastes - Stainless Steel Flange

- The centre pin dry fixing connection has the advantage of a quick, simple and neat installation and affords a saving in material and labour costs. Additionally the polished stainless steel flange eliminates the problem of chrome plating deterioration



Centre Pin Model

Code

1¼" x 60mm flange with plug

BSW1P

1¼" x 60mm flange, plug with CP chain and stay

BSW1PC

1½" x 60mm flange with plug

BSW2P

1½" x 60mm flange, plug with CP chain and stay

BSW2PC



Centre Pin Model with backnut and washer for basin bracket if required

1¼" x 60mm flange with plug

BSW11P

1¼" x 60mm flange, plug with CP chain and stay

BSW11PC

Backnut Basin Wastes - Chrome Plated Plastic



Backnut Model

1¼" x 60mm flange x 3½" slotted tail with plug

BW1

1¼" x 60mm flange x 3½" unslotted tail with plug

BW1A



Backnut Model

1¼" x 60mm flange x 3½" slotted tail with CP plug

CW1

Basin Waste Outlets

Backnut Basin Wastes



Stainless steel flange - white plastic body	Code
1¼" x 60mm flange x 3½" slotted tail with plug	BSW1
1¼" x 60mm flange x 3½" unslotted tail with plug	BSW2



Stainless steel flange - black plastic body	
1¼" x 60mm flange x 3½" slotted tail with plug	BSW12
1¼" x 60mm flange x 3½" slotted tail, plug with triangle	BSW12T
1¼" x 60mm flange x 3½" slotted tail, plug with CP chain and stay	BSW12C



White plastic	
1¼" x 60mm flange x 3½" slotted tail with plug	W1
1¼" x 60mm flange x 3½" unslotted tail with plug	W1A

Combined Wastes and Overflows for Vanity Basin

Centre Pin Models - stainless steel flange

Banjo Model - white plastic



1¼" x 60mm flange,
CP overflow grid, plug and CP
chain

Code **FVW1P***



1¼" x 60mm flange,
CP overflow grid, plug and CP
chain

Code **FVW1PC**



1¼" x 60mm flange x 3½"
tail, plug and CP chain

Code **FVW1PW**

* Nut and bolt overflow connection and compression connection to flexible tube

Bath Wastes



Backnut Model CP brass 1 1/2" x 70mm flange x 44mm tail with spring-loaded mushroom plug

Code **CBW70-CB**



Centre Pin Model 1 1/2" x 70mm CP brass flange x 60mm tail with spring-loaded mushroom plug

Code **CWS70-CB**



Backnut Model 1 1/2" x 70mm CP brass flange x 58mm tail with swivel plug

Code **CBW70-SW**



Backnut Model 1 1/2" x 70mm CP brass flange x 58mm tail with spring-loaded mushroom plug

Code **CBW70-CLK**



Combined Waste and Overflow Centre Pin Model 1 1/2" x 70mm CP brass flange x 60mm tail with spring-loaded mushroom plug and matching overflow cover plate

Code **CBWF70CB**

Centre Pin Bath Wastes - Stainless Steel Flange



Centre Pin Model

1 1/4" x 70mm flange with plug

Code **BSW9P**



1 1/4" x 70mm flange with plug and CP chain

Code **BSW9PC**



1 1/2" x 70mm flange with plug

Code **BSW15P**



1 1/2" x 70mm flange with plug and CP chain

Code **BSW15PC**

Backnut Bath Wastes



Backnut Model - stainless steel flange

1 1/2" x 70mm flange x 1 1/2" unslotted tail with plug

Code **BSW10**



Backnut Model - chrome plated plastic

1 1/2" x 70mm flange x 1 1/2" unslotted tail with plug

Code **BW5**



Backnut Model - white plastic

1 1/4" x 70mm flange x 1 1/2" unslotted tail with plug

Code **W4**

1 1/2" x 70mm flange x 1 1/2" unslotted tail with plug

Code **W5**

■ All the above waste outlet fittings are suitable for use with traps listed on pages 18-19

Pop-Up Bath Wastes and Overflows

Pop-Up Bath Wastes and Overflows, Centre Pin Models - Stainless Steel Flange



1 1/2" x 70mm flange with CP brass overflow/command knob

Code **PUB-CPB**



1 1/2" x 70mm CP flange and mushroom plug with CP brass overflow/command knob

Code **PUB-CPX**



1 1/2" x 70mm CP stainless steel flange, CP brass control knob and mushroom plug. Side inlet connection for 19/23mm condensate or condense drain

Code **PUBX-SP**

■ The CBWF70-CB and all pop-up bath wastes have 34mm diameter overflow tubes

Push Button Bath Pop-Up Waste with Trap and Overflow

- CP brass overflow with push button action to operate CP brass mushroom plug
- 1 1/2" x 50mm water seal trap with Multifit outlet
- Overall height of trap 110mm
- Cable and overflow length 575mm, 700mm and 1m
- Compression overflow connection to trap


Code **PUB-PB-575**

Code **PUB-PB-700**

Code **PUB-PB-1M**



Combined Wastes and Overflows



Centre Pin Model - stainless steel flange

Code

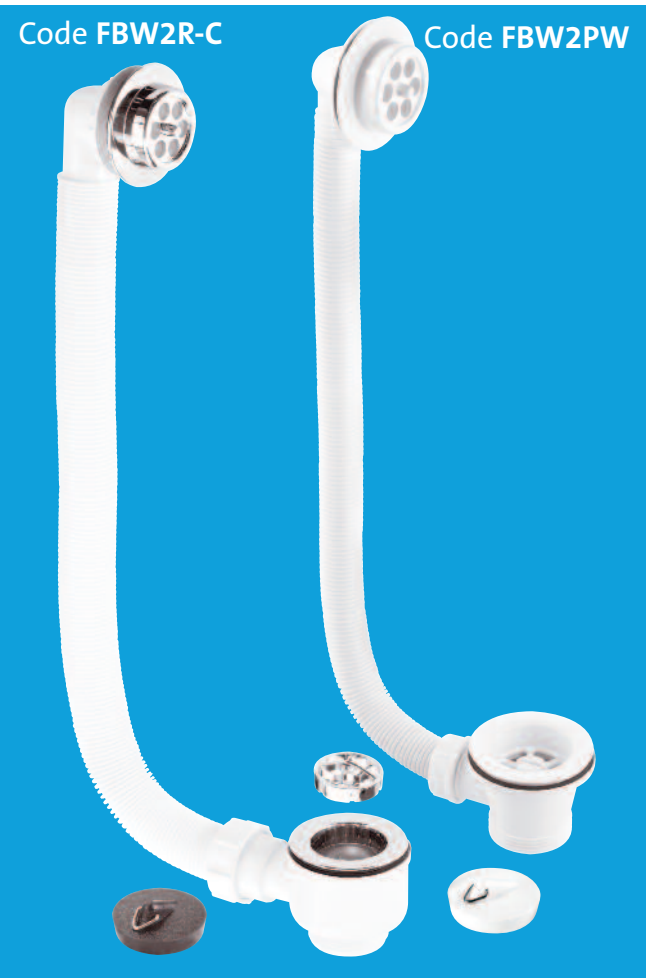
1¼" x 70mm flange, SS overflow grating, plug and CP chain **FBW1P***

1½" x 70mm flange, SS overflow grating, plug and CP chain **FBW2P***

* Nut and bolt overflow connection and compression connection to flexible tube

1¼" x 70mm flange, CP overflow grating, plug and CP chain **FBW1PC**

1½" x 70mm flange, CP overflow grating, plug and CP chain **FBW2PC**



Combined Wastes and Overflows with removable Grid for cleaning

1½" x 70mm CP plastic flange, CP overflow grating and 34mm diameter overflow tube, plug and CP chain **FBW2R-C**

1½" x 70mm white plastic flange and 34mm diameter overflow tube, plug and CP chain

FBW2R-W

Centre Pin Model

1½" x 70mm white plastic waste and overflow, plug and CP chain

FBW2PW

■ All the above waste outlet fittings are suitable for use with traps listed on page 18

Sink Waste Outlets

Centre Pin Sink Wastes - Stainless Steel Flange



Centre Pin Model

	Code
1 1/4" x 85mm flange with plug	BSW3P
1 1/4" x 85mm flange, plug with CP chain and stay	BSW3PC
1 1/2" x 85mm flange with plug	BSW6P
1 1/2" x 85mm flange, plug with CP chain and stay	BSW6PC



Centre Pin Model

1 1/2" x 85mm flange with black PVC handle plug	BSW6PR
---	---------------



Centre Pin Model

1 1/2" x 70mm flange with black PVC handle plug	BSW10PR
---	----------------



Centre Pin Model

2" x 85mm flange with plug	BSW21P
2" x 85mm flange, plug with CP chain and stay	BSW21PC



Centre Pin Model Waste for Belfast Sink

1 1/2" x 85mm flange with CP handle plug	BSW6CP2H
--	-----------------



Centre Pin Model Reducer Waste

1 1/2" x 113mm flange with black ABS handle plug	SW45P
1 1/2" x 113mm flange, plug with CP chain and stay	BSW45P

Backnut Sink Waste



Backnut Model - white plastic

1 1/2" x 85mm flange x 3 1/2" unslotted tail with plug	W3
--	-----------

**Centre Pin Model** - stainless steel flange

Code

1 1/4" x 85mm flange, CP overflow grid, plug and CP chain

FSW1PC

1 1/2" x 85mm flange, CP overflow grid, plug and CP chain

FSW2PC

1 1/2" x 70mm flange, CP overflow grid, plug and CP chain

FSW2PC-70**Centre Pin Model** - stainless steel flange

1 1/4" x 85mm flange, black overflow grid, plug and CP chain

FSW1PP

1 1/2" x 85mm flange, black overflow grid, plug and CP chain

FSW2PP

1 1/2" x 70mm flange, black overflow grid, plug and CP chain

FSW2PP-70**Centre Pin Model** - stainless steel flange

1 1/2" x 85mm flange, rectangular overflow (no overflow grid), plug with CP chain and stay, supplied with reversible dual purpose overflow washer for curved or flat sink bowl

FSW2PR

1 1/2" x 70mm flange, rectangular overflow (no overflow grid), plug with CP chain and stay, supplied with reversible dual purpose overflow washer for curved or flat sink bowl

FSW2PR-70**Centre Pin Model** - stainless steel flange

1 1/4" x 85mm flange, CP overflow grid, plug with CP chain and stay

FSW1P*

1 1/2" x 85mm flange, CP overflow grid, plug with CP chain and stay

FSW2P*

* Nut and bolt overflow connection and compression connection to flexible tube

**Reducer Waste and Overflow****Centre Pin Model** - stainless steel flange

1 1/2" x 113mm flange, CP overflow grid, plug and CP chain

FSW45P

Basket Strainer Wastes

Basket Strainer Wastes




Centre Pin Model - stainless steel flange
Stemball plug

	Code
1½" x 113mm flange	BWSTSS
1½" x 113mm flange, PVD finish (gold)	BSWPVD



Centre Pin Model - stainless steel flange
Spring-Loaded plug

1½" x 113mm flange	BSWCLS
--------------------	---------------



Backnut Model - chrome plated brass
Spring-Loaded plug

1½" x 113mm flange	BSW-BR-CP
--------------------	------------------



Basket Strainer Waste and Overflow
Centre Pin Model - stainless steel flange
Stemball plug

1½" x 113mm flange, rectangular overflow, (no overflow grid)	BWSTOFRS
1½" x 113mm flange with CP overflow grid	BWSTOFSS
1½" x 113mm flange, overflow grid, PVD finish (gold)	FBSWPVD

Centre Pin Model - stainless steel flange
Spring-Loaded plug

1½" x 113mm flange with CP overflow grid	BSWCLS-OFSS
--	--------------------



Mini Basket Strainer Waste
Centre Pin Model - stainless steel flange
Stemball plug

1½" x 85mm flange	MBSWSS85
1½" x 85mm flange, PVD finish (gold)	MBS85PVD



Mini Basket Strainer Waste and Overflow
Centre Pin Model - stainless steel flange
Stemball plug

1½" x 85mm flange with CP overflow grid	FMBSWSS85
---	------------------

- Basket strainer wastes are supplied with a 41mm long fixing ferrule and mini basket strainer wastes with a 55mm long fixing ferrule. Longer fixing ferrules available as follows: 70mm long Code: BRBOLT70 and 90mm long Code: BRBOLT90



Stainless Steel Strainer plug
for Basket Strainer Waste
stemball model

Code	BWSTSS-TOP
------	-------------------



Stainless Steel Strainer plug
for Basket Strainer Waste
with rubber finger seal
connection

Code	BSKTOP
------	---------------

Pop-Up Sink Wastes



Pop-Up Wastes and Overflows
Centre Pin Model - stainless steel flange

	Code
1½" x 70mm flange with CP plastic command knob	PUS70-CP
1½" x 70mm flange, flexible overflow, CP plastic grid and command knob	PUFS70-CP



Pop-Up Basket Strainer Wastes and Overflows
Centre Pin Model - stainless steel flange

1½" x 113mm flange basket strainer waste with CP plastic command knob	PUS113-CP
1½" x 113mm flange basket strainer waste, flexible overflow, CP plastic grid and command knob	PUFS113-CP

Shower Waste Outlets

Centre Pin Shower Wastes - Stainless Steel Flange



Centre Pin Model - stainless steel flange

Code


1¼" x 70mm flange

BSW9P-F

1½" x 70mm flange

BSW10P-F

Backnut Wastes



Backnut Model - stainless steel flange

1½" x 60mm flange x 70mm tail

CSWU3P



Backnut Model - CP plastic

1½" x 70mm flange x 1½" tail

CWS5



Backnut Model - white plastic

1½" x 70mm flange x 1½" tail

WS5



Backnut Model - white plastic

1½" x 85mm flange x 3½" tail

WS3



High-Flow Shower Waste - Top Access Backnut Model - white plastic

1½" x 113mm flange x 2¾" tail

SWHF1-WH

2" x 113mm flange x 2¾" tail

SWHF2-WH



Code SWHF3-CP

**High-Flow Shower Waste - Top Access
Backnut Model** - standard cover flange

Code

1½" x 113mm flange x 2⅜" white plastic flange	SWHF3-WH
1½" x 113mm flange x 2⅜" CP plastic flange	SWHF3-CP
2" x 113mm flange x 2⅜" white plastic flange	SWHF4-WH
2" x 113mm flange x 2⅜" CP plastic flange	SWHF4-CP



Code SWHF6-WH

**High-Flow Shower Waste - Top Access
Backnut Model** - plain cover flange

1½" x 113mm flange x 2⅜" white plastic flange	SWHF5-WH
1½" x 113mm flange x 2⅜" CP plastic flange	SWHF5-CP
2" x 113mm flange x 2⅜" white plastic flange	SWHF6-WH
2" x 113mm flange x 2⅜" CP plastic flange	SWHF6-CP

Code BSW10P-F



Code CSWU3P



Code CWS5



Pumped Shower Waste Outlets

Untrapped Shower Wastes with Top Access

- For use with pumped waste where normal gravity discharge is not possible



Centre Pin Model - 70mm polished stainless steel flange with plastic strainer grid and 15mm 'O' ring pushfit outlet

Code	UPSW-1
------	---------------



70mm CP brass flange with top access x 15mm plain tail outlet

Code	UPSW-2
------	---------------

85mm CP brass flange with top access x 15mm plain tail outlet

Code	UPSW-3
------	---------------



70mm CP brass flange with top access x 22mm plain tail outlet

Code	UPSW-2-22MM
------	--------------------

85mm CP brass flange with top access x 22mm plain tail outlet

Code	UPSW-3-22MM
------	--------------------



113mm CP brass flange with top access x 22mm plain tail outlet

Code	UPSW-4-22MM
------	--------------------



Code **UPSW-3-22MM**

Backnut Urinal Wastes




Backnut Model - domed flange

	Code
1¼" x 60mm flange x 3½" white plastic tail	WU10
1½" x 60mm flange x 2" white plastic tail	WU11



Backnut Model - domed flange with removable dome

2" x 85mm flange x 1⅝" grey plastic tail	GWU20
2" x 85mm flange x 1⅝" white plastic tail	WU20



Backnut Model - flush flange

1¼" x 60mm flange x 3½" CP plastic tail	CWU1A
1¼" x 60mm flange x 3½" white plastic tail	WU1A



Backnut Model - flush flange

1¼" x 60mm flange x 2⅛" CP plastic tail	CWU1S
1¼" x 60mm flange x 2⅛" white plastic tail	WU1S

Waste with plug for Caravans and Boats












This waste has a plain tail and can be fitted into any 1¼" x 75mm water seal adjustable inlet trap - e.g. AA10 see page 6. Remove standard adjustable inlet supplied and substitute fitting

50mm plastic flange, ¾" BSP thread, plug with special locking nut	CTW1
---	------


Waste Accessories and Soap Dispenser

Plugs


	Black Plastic with Rubber Seal	Code
	1¾" with handle	BP2H
	Black PVC	
	1½" with handle	BP3H
	1¾" with handle	BP4H
	White Plastic with Rubber Seal	
	1¾" with handle	WP2H
	CP Plastic with Rubber Seal	
	1½" with handle	CP1H
	1¾" with handle	CP2H
	CP Plastic with Rubber Seal	
	1½"	CP1
	1¾"	CP2
	Black PVC	
	1½"	BP3
	1½" with triangle	BP3T
	1¾"	BP4
	1¾" with triangle	BP4T
	White Plastic with Rubber Seal	
	1½"	WP1
	1½" with triangle	WP1T
	1¾"	WP2
	1¾" with triangle	WP2T
	White PVC	
	1½"	WP3
	1½" with triangle	WP3T
	1¾"	WP4
	1¾" with triangle	WP4T
	Captive Plug - Black Plastic	
	1½"	BP1-CAP†
	1¾"	BP2-CAP†

† Note: BP1-CAP and BP2-CAP are only for use with MCApine wastes which have a centre pin fixing



Chains

	Code
	10" CP chain and two triangles
	CH5
	16" CP chain and two triangles
	CH4
	18" CP chain and two triangles
	CH4-18
	10" CP chain and two triangles, stay and nut
	CH10

Backnuts

	White Plastic with Rubber Washer
	1¼" x 60mm flange
	BN1
	1½" x 70mm flange
	BN2
	1½" x 85mm flange
	BN3
	2" x 75mm flange
	BN5


Tap Hole Stoppers

	Stainless Steel
	16mm long thread
	TAPSTOP-SS
	White Plastic
	17mm long thread
	TAPSTOP-WH

Overflow Stopper

	Black Plastic
	17mm long thread
	O/FSTOP-BL

Soap Dispenser

	Sink ½ litre bottle with CP plastic top
	Code
	SOAP-CP

Card Description

- 1 Two Basin Plugs
- 2 Two Sink or Bath Plugs
- 3 Basin Plug, Chain & Stay
- 4 Bath Plug & Chain
- 5 Sink Plug & Chain
- 6 Chrome Plated Basin & Bath Plugs
- 7 Chrome Plated Handle Basin Plug
- 8 Chrome Plated Handle Sink or Bath Plug
- 9 White Handle Sink or Bath Plug
- 10 Indian Ivory Handle Sink or Bath Plug
- 11 Mocca Handle Sink or Bath Plug
- 12 Basin Chain & Stay
- 13 Bath Chain
- 14 White Pop-Up Plug
- 15 Indian Ivory Pop-Up Plug
- 16 Mocca Pop-Up Plug
- 17 Stainless Steel Pop-Up Plug
- 18 Tap Hole Stopper
- 19 Sink Overflow Stopper
- 20 1 1/4" Backnut & Washer
- 21 1 1/2" Backnut & Washer
- 22 Two 1 1/4" Multifit Washer Sets
- 23 Two 1 1/2" Multifit Washer Sets
- 24 Five 1 1/4" Rubber Washers
- 25 Five 1 1/2" Rubber Washers
- 26 1 1/2" x 1 1/4" Reducer
- 27 1 1/2" x 1 1/4" Trap Inlet Reducer
- 28 1 1/4" BSP Coupling 2" Long
- 29 1 1/2" BSP Coupling 2" Long
- 30 1 1/2" European to UK Waste Adaptor



- 31 Five Rubber 'O' Rings for Shower Trap Dip Tube
- 32 Two CP Grids for Shower Traps
- 33 Two White Grids for Shower Traps
- 34 Two Gold Grids for Shower Traps
- 49 Stainless Steel Strainer Plug (Stemball)
- 50 White Strainer Plug
- 51 Indian Ivory Strainer Plug
- 52 Mocca Strainer Plug
- 53 Stainless Steel Strainer Plug
- 54 Gold Waste & Grid for M^cAlpine Access Shower Trap
- 55 Tundish with 19/23mm Universal Compression Outlet
- 56 Side Inlet Tundish with 19/23mm Universal Compression Outlet
- 57 Top Inlet Tundish with 19/23mm Universal Compression Outlet
- 58 3/4" Overflow x 1 1/2" Flushpipe Tee
- 59 Nozzle for M^cAlpine Washing Machine Trap
- 60 1 1/2" Tee Piece with Adaptor for Washing or Dishwashing Machine Discharge Hose

Handipak pre-packed carded range with Euroslot
Cards 1-34: 140mm x 90mm Cards 49-60: 220mm x 140mm

